

SWITCHING APPLICATION.

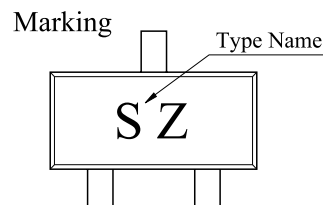
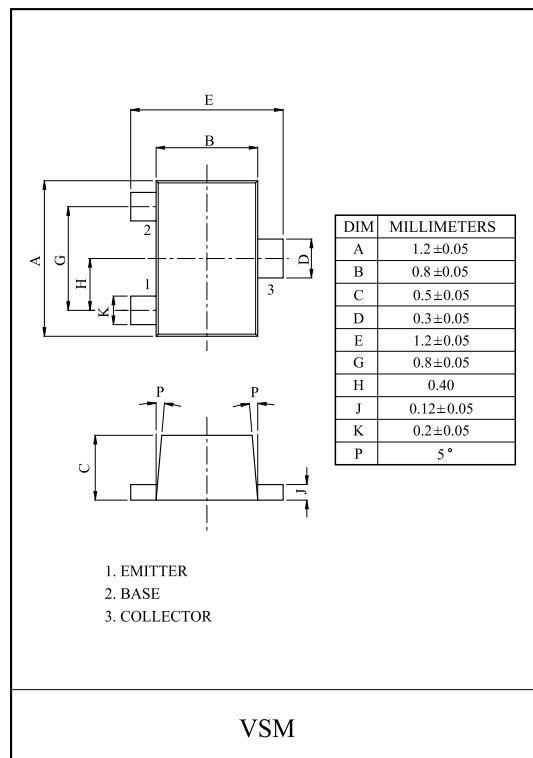
FEATURES

- A Collector Current is Large.
- Collector Saturation Voltage is low.
: $V_{CE(sat)} -250\text{mV}$ at $I_C=-200\text{mA}/I_B=-10\text{mA}$.
- Complementary to KTC4072V.

MAXIMUM RATING (Ta=25)

CHARACTERISTIC	SYMBOL	RATING	UNIT
Collector-Base Voltage	V_{CBO}	-15	V
Collector-Emitter Voltage	V_{CEO}	-12	V
Emitter-Base Voltage	V_{EBO}	-6	V
Collector Current	I_C	-500	mA
	I_{CP}^*	-1	A
Collector Power Dissipation	P_C	100	mW
Junction Temperature	T_j	150	
Storage Temperature Range	T_{stg}	-55 150	

* Single pulse Pw=1mS.

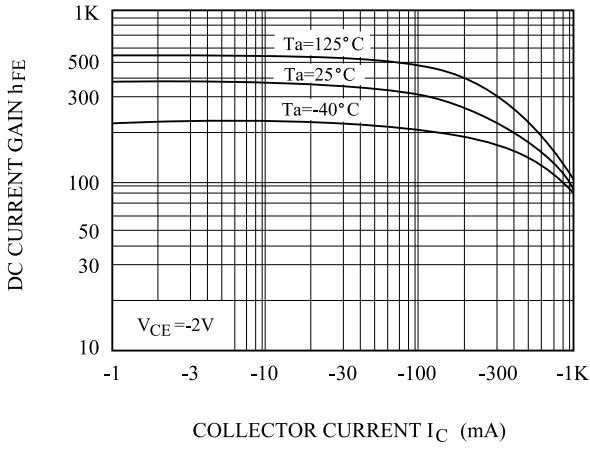


ELECTRICAL CHARACTERISTICS (Ta=25)

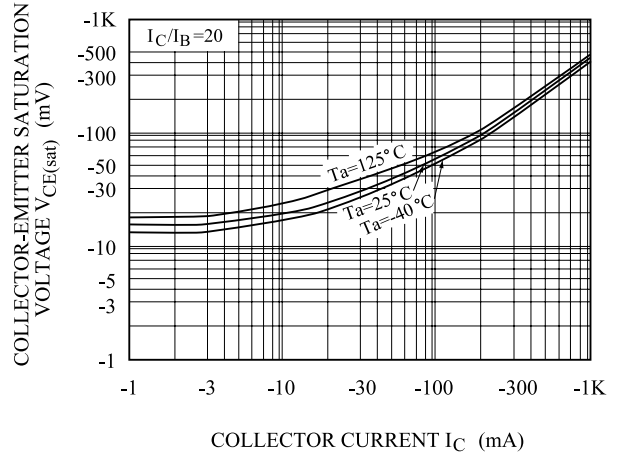
CHARACTERISTIC	SYMBOL	TEST CONDITION	MIN.	TYP.	MAX.	UNIT
Collector Cut-off Current	I_{CBO}	$V_{CB}=-15\text{V}, I_E=0$	-	-	-100	nA
Collector-Base Breakdown Voltage	$V_{(BR)CBO}$	$I_C=-10\ \mu\text{A}$	-15	-	-	V
Collector-Emitter Breakdown Voltage	$V_{(BR)CEO}$	$I_C=-1\text{mA}$	-12	-	-	V
Emitter-Base Breakdown Voltage	$V_{(BR)EBO}$	$I_E=-10\ \mu\text{A}$	-6	-	-	V
DC Current Gain	h_{FE}	$V_{CE}=-2\text{V}, I_C=-10\text{mA}$	270	-	680	-
Collector-Emitter Saturation Voltage	$V_{CE(sat)}$	$I_C=-200\text{mA}, I_B=-10\text{mA}$	-	-100	-250	mV
Transition Frequency	f_T	$V_{CE}=-2\text{V}, I_C=-10\text{mA}, f_T=100\text{MHz}$	-	260	-	MHz
Collector Output Capacitance	C_{ob}	$V_{CB}=-10\text{V}, I_E=0, f=1\text{MHz}$	-	6.5	-	pF

KTA2012V

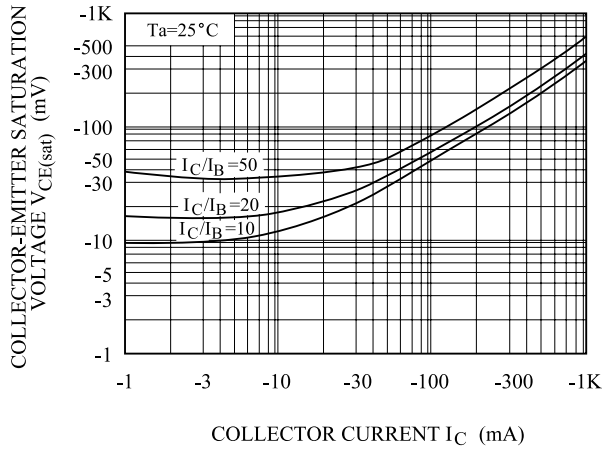
$h_{FE} - I_C$



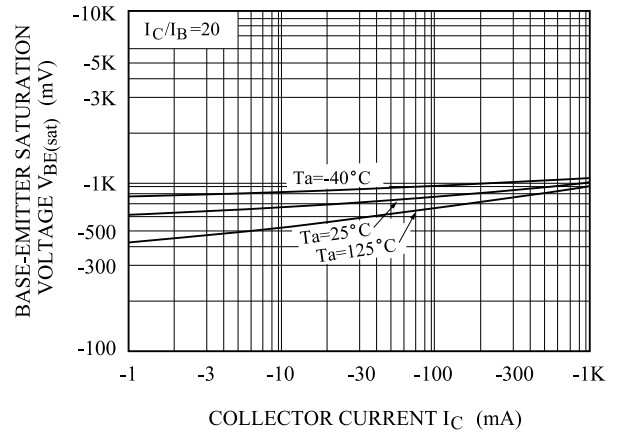
$V_{CE(sat)} - I_C$



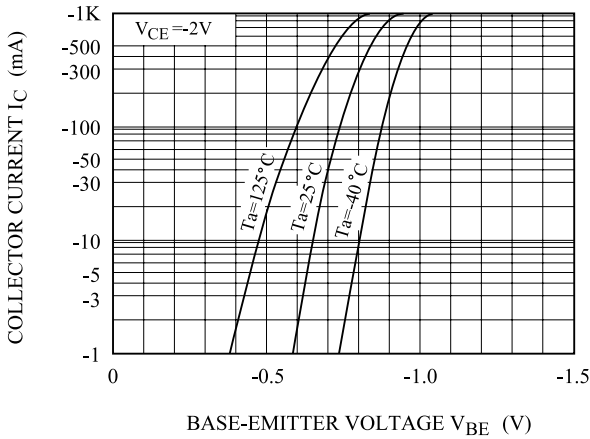
$V_{CE(sat)} - I_C$



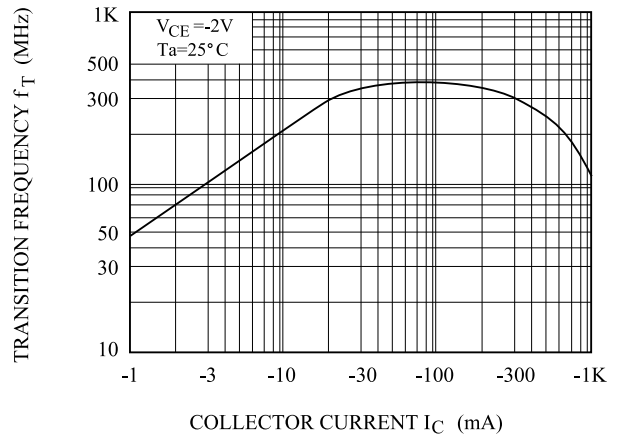
$V_{BE(sat)} - I_C$



$I_C - V_{BE}$

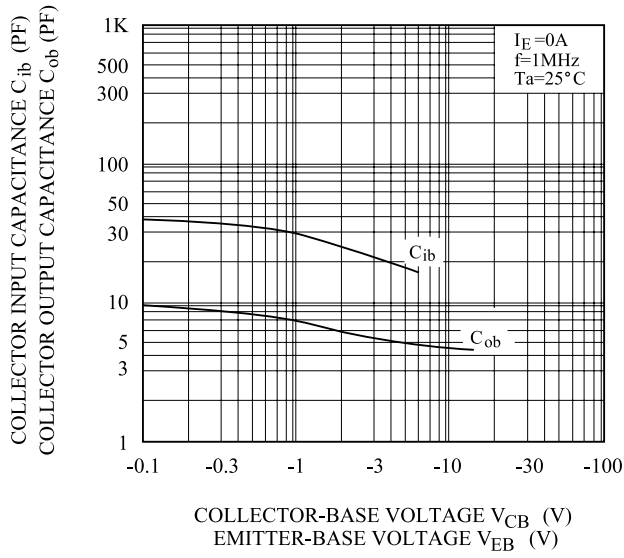


$f_T - I_C$



KTA2012V

$C_{ob} - V_{CB}$, $C_{ib} - V_{EB}$



$P_c - T_a$

